

ELECTRIC HAIR DRYER

INSTRUCTION MANUAL



Dear consumer, Please, read these instructions carefully before use in order to avoid damage due to incorrect use and to better understand the functions of this product. Please pay particular attention to the safety guide.

If you pass the device on to a third party, these Operating Instructions must also be handed over.

Please keep them for future references.



IMPORTANT SAFEGUARDS

- Please read these instructions carefully before use.
- Keep present instructions for future references.
- Check that your mains voltage corresponds to that stated on the appliance.
- Only use the appliance for domestic purposes and household or similar applications such as:
 - staff kitchen areas, in shops, offices and other working environments;
 - by clients in hotels, motels and other residential type environments;
 - Environment type like :
 - Farm Houses • Bed and Breakfast.
- Only use the appliance in the way indicated in these instructions.
- Never use this unit near bathtub, shower, wash-hand basins or other containers with water.
- Never use this apparatus near water projections.
- Never use this apparatus with the wet hands.
- If, unfortunately the apparatus is wet, immediately withdraw the cord of the socket-outlet.
- Inform potential users of these instructions.
- Never leave the appliance unsupervised when in use.
- The appliance must be used only for its intended purpose. No responsibility can be taken for any possible damage caused by incorrect use or improper handling.
- Children and persons with disabilities are not always aware of the danger posed by the use of appliances.
- when the hairdryer is used in a bathroom, unplug it after use since the proximity of water presents a hazard even when the hairdryer is switched off;


- for additional protection, the installation of a residual current device (RCD) having a rated residual operating current not exceeding 30 mA is advisable in the electrical circuit supplying the bathroom. Ask your installer for advice
- This appliance can be used by children aged from 8 years and above and persons with reduced physical, sensory or mental capabilities or lack of experience and knowledge, if they have been given supervision or instruction concerning use of the appliance in a safe way and understand the hazards involved.
- Children shall not play with the appliance.
- Cleaning and maintenance shall not be made by children without supervision.
- Keep the appliance and its cord out of reach of children aged less than 8 years.
- This device is not a toy, do not leave small children or people with disabilities to play with.
- WARNING: Do not use this appliance near bathtubs, showers, basins or other vessels containing water.
- In order to ensure your children's safety, please keep all packaging (plastic bags, boxes, polystyrene etc.) out of their reach.
- Caution ! Do not allow small children to play with the foil :
THERE IS A DANGER OF SUFFOCATION !
- From time to time check the cord for damages. Never use the appliance if cord or appliance shows any signs of damage.
- Never immerse the appliance in water or any other liquid for any reason whatsoever.
- Never place it into the dishwasher.
- Never use the appliance near hot surfaces.

- If the supply cord is damaged, it must be replaced by the manufacturer, its service agent or similarly qualified persons in order to avoid a hazard.
- Disconnect the power source cable before any operation of cleaning of maintenance and accessories assembly.
- Never use the appliance outside and always place it in a dry environment.
- Never use accessories, which are not recommended by the producer. They could constitute a danger to the user and risk to damage the appliance.
- Never use any other connector than the one provided.
- Never move the appliance by pulling the cord. Make sure the cord cannot get caught in any way.
- Never wind the cord around the appliance and do not bend it
- Ensure that the power cord does not come into contact with hot parts of this unit.
- Make sure the appliance has cooled down before cleaning and storing it.
- The temperature of accessible surfaces may be very high when the appliance is operating. Never touch these parts, of apparatus, to avoid burning itself.
- Make sure the appliance never comes into contact with flammable materials, such as curtains, cloth, etc...& the power cord and plug do not come in contact with water.
- Before cleaning, always unplug the appliance from the power supply and let it cool down.
- This appliance is not intended to be operated by means of an external timer or separate remote-control system.
- Always place the unit on a flat surface. Ensure, also, not to cover the device and not to put anything on it.
- Always remove the plug from the wall socket when the appliance is not in use.

- When using an extension lead always make sure that the entire cable is unwound from the reel. Use solely CE approved extension leads. Input power must be at least 16A, 250V, 3000W.
- Incorrect operation and improper use can damage the appliance and cause injury to the user.
- This device, designed for home use, complies with standards relating to this type of product.

GENERAL INFORMATION

The symbol "OPEN BOOK" means a recommendation to read important things contained in the record.



The symbol "BIN" crossed out, abbreviation WEEE (Waste of Electrical and Electronic Equipment) means that at the end of life, it should not be discarded with household waste, but filed to the sorting of the locality. Waste recovery can help preserve our environment.



The symbol "CE" is the guarantee of compliance with harmonized European standards, voluntary, reflecting the essential requirements into technical specifications. These standards are not mandatory but are guarantees of compliance with essential requirements.




The symbol ROHS (Restriction of use of some Hazardous Substances) on the Environmental Protection, certifies that for each of the five hazardous substances • Lead • Mercury • (hexavalent) chromium • products for protection against flames PBB and PBDE, the peak concentration is equal to or less than 0.1% of



the weight of homogeneous material, and 0.01% for the 6th • cadmium.

The symbol "DOUBLE SQUARE" means a double insulated. A basic insulation and supplementary insulation. This device requires no connection to the mass of a protective conductor grounded. The materials are said : double insulation class II.



The symbol "TUB / SHOWER" crossed out means to never use the unit in a bathroom, a shower in or near water spray.



The symbol "TRIMAN" indicates that the consumer is invited to dispose the product as part of a separate collection (eg recycling bin, waste, voluntary intake point).



For more information : <http://www.quefairedemesdechets.fr>

CAUTION: RISK OF BURN.

- During operation, the surface temperature of the unit may be hot.
- The heating elements remain warm for a long time after the appliance is switched off.



WARNING

Switch off when not in use, even if for a moment

When the hairdryer is used in a bathroom, unplug it after use since the proximity of water presents a hazard even when the hairdryer is switched off.

When hand is wet it don't use the appliance

When the appliance is on use, don't jam in wind-in lid, so as towel, clothing.

PARTICULAR WARNING FOR PRODUCT USE IN A BATHROOM

- Switch off when not in use, even if for a moment.
- when the hairdryer is used in a bathroom, unplug it after use since the proximity of water presents a hazard even when the hairdryer is switched off.
- • Do not use this product while taking a shower or bath. Always unplug the device even close between 2 uses.
- When the unit is used in a bathroom unplug it after use since the proximity of water presents a risk, even when the power is off.
- For additional protection, the installation of a residual current device (RCD) having a rated residual operating current not exceeding 30 mA is advisable in the electrical circuit supplying the bathroom. Ask your installer for advice.

NOTE: A thermal fuse, is not a residual current device (RCD).

- Do not use this product while taking a shower or bath.
- Always unplug the unit itself between two closely spaced uses.
- For example: Stop the machine and unplug it if you drop it while you dry.

FIRST USE

Before first use, remove the unit and all accessories carefully.

Clean the outside and inside of the machine cabinet with a damp cloth and wipe dry.

Location

1. Air concentrator
2. "Direct fresh air" button
3. Temperature selector 1, 2 or 3
4. Fan speed selector 0.1 or 2
5. Cable Protection & Hanging Ring
6. Air inlet protection grille (removable)

Make sure that your hands are completely dry before plugging in.

Plug in and set switch to the required position

Once your hair is dry set the switch off and unplug the dryer.



SETTING




Cool switch





This hair dryer is equipped with a " Direct fresh Air " key;
Press this button to immediately get fresh air in order to better determine the undulating hair.

WARNING !!! The diffuser becomes hot during operation of the unit.

Heater switch

Position I or		Low temperature
Position II or		Medium temperature
Position III or		High temperature

Speed switch

Position 0		Off
Position I or		Gentle stream of air
Position II or		Strong stream of air



USE

- Unroll the power cord completely.
- Check that the tension in force in the country where you are, corresponds to that indicated on the apparatus.
- Connect the apparatus in a correct socket-outlet, (and connected to the ground if the unit is Class I), to avoid any danger.
- Disconnect the power source cable before any operation of cleaning of maintenance and accessories assembly.
- Place the appliance on a table or flat & stable surface.
- The item must not be left unattended when it is connected to main supply.
- The item is not to be used, if it has been dropped or if there are visible signs of damage.
- Never modify the appliance in anyway.
- This appliance is only intended for household use.
- Do not use or keep this product outside.

- Certain parts of the appliance can get hot. Do not touch them, as you may burn yourself.
- Select heat type 1, 2 or 3. (see previous paragraph)
- Select speed 1 or 2, depending on your needs, to turn it on.

CLEANING AND MAINTENANCE

Always disconnect your dryer before cleaning.

Do not put the appliance into water.

Clean the dust and hair by brush thermally.

Clean the appliance with a slightly damp cloth and dry it up with a dry cloth.

Never use gritting, of metal brush or another cutting object.

Do not use abrasive cleaners.

Periodically remove the air inlet grille (1) at the back of the appliance.

Always unplug the unit before performing this operation.

Disassemble the rear grille.

Clean the suction part of the "hair or other small impurities" entered under and inside the protective grille.

Put the grill back in place before reusing the hair dryer.



STORAGE

-Ensure the unit is completely cool and dry.

-Do not wrap the cord around the appliance, as this will cause damage.

-Keep the appliance in a cool, dry place and out of reach from children.

GUARANTEE

Before being delivered, all our products are subjected to a rigorous control.

This apparatus is guaranteed 24 months starting from the date of purchase by the consumer.

The documents in proof of guarantee are :

- The invoice and
- The filled and stamped warrantee plate (located on side or bottom of the gift box). Without these documents in proof, no free replacement, nor no free repair, can be carried out.

During the warranty period, we deal for free, the defects of the apparatus or the accessories, rising from a defect of materials or manufacture by repair or, replacement. The services within the framework of the guarantee do not involve any extension of the warranty period and does not give right to a new guarantee !

In the event of recourse to the guarantee, bring back the complete apparatus to your retailer, in its original packing, accompanied by the proofs of purchase. The breakage of parts out of glass or plastic is, in all the cases, not warranted. Defects on the accessories or the wearing parts (for example: coils of engines, hooks, drive belts, remote control of replacement, teeth brushes of replacement, webs etc) as well as cleaning, maintenance or it replacement of wearing parts are not guaranteed and are thus to pay !
In the event of foreign intervention, the guarantee becomes null and void. After flow of the warranty period, repairs can be carried out, against payment, by a specialized trade or a repair service.

SPECIFICATIONS

Power supply	220-240V~ 50/60Hz
Power	1800-2200W
Norm	Class II

Made in PRC

The characteristics can change without preliminary preventing

CAUTION: In order to minimize the risks of electric shock, In the event of breakdown, not to open the case but to call upon a qualified technician for repairs.

This apparatus satisfied EC directives, it was controlled according to all the European current directives, like: electromagnetic compatibility (EMC) and low tension (LVD).

This apparatus was designed and manufactured in respect of the last safety regulations and technical specifications.

**Imported by Sotech International
" LE PERIPOLE " N°A-107
33, Avenue du Marechal de Lattre de Tassigny
94120 Fontenay sous bois - France**