

### HAIR DRYER INSTRUCTION MANUAL



Dear consumer, Please read these instructions carefully before use in order to avoid damage due to incorrect use and to better understand the functions of this product. Please pay particular attention to the safety guide. If you pass the device on to a third party, these Operating Instructions must also be handed over. Please keep them for future references.

## IMPORTANT SAFEGUARDS

- ❑ Please read these instructions carefully before use.
- ❑ Keep present instructions for future references.
- ❑ Check that your mains voltage corresponds to that stated on the appliance.
- ❑ Only use the appliance for domestic purposes and household or similar applications such as:
  - staff kitchen areas, in shops, offices and other working environments;
  - by clients in hotels, motels and other residential type environments;
  - Environment type like : • Farm Houses • Bed and Breakfast.
- ❑ Only use the appliance in the way indicated in these instructions.
- ❑ Never use this unit near bathtub, shower, wash-hand basins or other containers with water.
- ❑ Never use this apparatus near water projections.
- ❑ Never use this apparatus with the wet hands.
- ❑ If, unfortunately the apparatus is wet, immediately withdraw the cord of the socket-outlet.
- ❑ when the hairdryer is used in a bathroom, unplug it after use since the proximity of water presents a hazard even when the hairdryer is switched off;
- ❑ For additional protection, the installation of a residual current device (RCD) having a rated residual operating current not exceeding 30 mA is advisable in the electrical circuit supplying the bathroom. Ask your installer for advice.
- ❑ Inform potential users of these instructions.
- ❑ Never leave the appliance unsupervised when in use.
- ❑ The appliance must be used only for its intended purpose. No responsibility can be taken for any possible damage caused by incorrect use or improper handling.
- ❑ This appliance can be used by children aged from 8 years and above and persons with reduced physical, sensory or mental capabilities or lack of experience and knowledge if they have been given supervision or instruction concerning use of the appliance in a safe way and understand the hazards involved. Children shall not play with the appliance.
- ❑ Cleaning and user maintenance shall not be made by children without supervision.
- ❑ This device is not a toy , do not leave small children or people with disabilities to play with.
- ❑ In order to ensure your children's safety, please keep all packaging (plastic bags, boxes, polystyrene etc.) out of their reach.
- ❑ Caution ! Do not allow small children to play with the foil :

**THERE IS A DANGER OF SUFFOCATION !**


- ❑ From time to time check the cord for damages. Never use the appliance if cord or appliance shows any signs of damage.
- ❑ Never immerse the appliance in water or any other liquid for any reason whatsoever.
- ❑ Never place it into the dishwasher.
- ❑ Never use the appliance near hot surfaces.
- ❑ If the supply cord is damaged, it must be replaced by the manufacturer, its service agent or similarly Competent qualified person<sup>(\*)</sup> in order to avoid a hazard.
- ❑ Disconnect the power source cable before any operation of cleaning of maintenance and accessories assembly.
- ❑ Never use the appliance outside and always place it in a dry environment.
- ❑ Never use accessories, which are not recommended by the producer. They could constitute a danger to the user and risk to damage the appliance.
- ❑ Never use any other connector than the one provided.
- ❑ Never move the appliance by pulling the cord. Make sure the cord cannot get caught in any way.
- ❑ Never wind the cord around the appliance and do not bend it
- ❑ Ensure that the power cord does not come into contact with hot parts of this unit.
- ❑ Make sure the appliance has cooled down before cleaning and storing it.
- ❑ The temperature of accessible surfaces may be very high when the appliance is operating. Never touch these parts, of apparatus, to avoid burning itself.
- ❑ Make sure the appliance never comes into contact with flammable materials, such as curtains, cloth, etc...& the power cord and plug do not come in contact with water.
- ❑ Before cleaning, always unplug the appliance from the power supply and let it cool down.
- ❑ This appliance is not intended to be operated by means of an external timer or separate remote-control system.
- ❑ Always place the unit on a flat surface. Ensure, also, not to cover the device and not to put anything on it.
- ❑ Always remove the plug from the wall socket when the appliance is not in use.
- ❑ When using an extension lead always make sure that the entire cable is unwound from the reel. Use solely CE approved extension leads. Input power must be at least 16A, 250V, 3000W.
- ❑ Incorrect operation and improper use can damage the appliance and cause injury to the user.
- ❑ This device complies with standards relating to this type of product.

<sup>(\*)</sup> Competent qualified person : after sales department of the producer or importer or any person who is qualified, approved and competent to perform this kind of repairs.



## GENERAL INFORMATION

The symbol "OPEN BOOK" means a recommendation to read important things contained in the record.



The symbol "BIN" crossed out, abbreviation WEEE (Waste of Electrical and Electronic Equipment) means that at the end of life, it should not be discarded with household waste, but filed to the sorting of the locality. Waste recovery can help preserve our environment.




The symbol "CE" is the guarantee of compliance with harmonized European standards, voluntary, reflecting the essential requirements into technical specifications. These standards are not mandatory but are guarantees of compliance with essential requirements.



The symbol ROHS (Restriction of use of some Hazardous Substances) on the Environmental Protection, certifies that for each of the five hazardous substances • Lead • Mercury • (hexavalent) chromium • products for protection against flames PBB and PBDE, the peak concentration is equal to or less than 0.1% of the weight of homogeneous material, and 0.01% for the 6th • cadmium.



The symbol "DOUBLE SQUARE" means a double insulated. A basic insulation and supplementary insulation. This device requires no connection to the mass of a protective conductor grounded. The materials are said : double insulation class II.



The symbol "TUB / SHOWER" crossed out means to never use the unit in a bathroom, a shower in or near water spray. (IP20 Minimum distance 3M.)



The symbol "HOT WALL" warns the user that the walls of the unit can become very hot, and to take precautions as required.



The symbol "TRIMAN" indicates that the consumer is invited to dispose the product as part of a separate collection (eg recycling bin, waste, voluntary intake point).



For more information : <http://www.quefairedemesdechets.fr>

### **CAUTION: RISK OF BURN.**

- During operation, the surface temperature of the unit may be hot.
- The heating elements remain warm for a long time after the appliance is switched off.
- The "HOT SURFACE" symbol warns the user that the walls of the appliance may become very hot and to take the necessary precautions.



## **WARNING**

Switch off when not in use, even if for a moment

When the hairdryer is used in a bathroom, unplug it after use since the proximity of water or taking a shower, presents a hazard even when the hairdryer is switched off.

when hand is wet, don't use the appliance

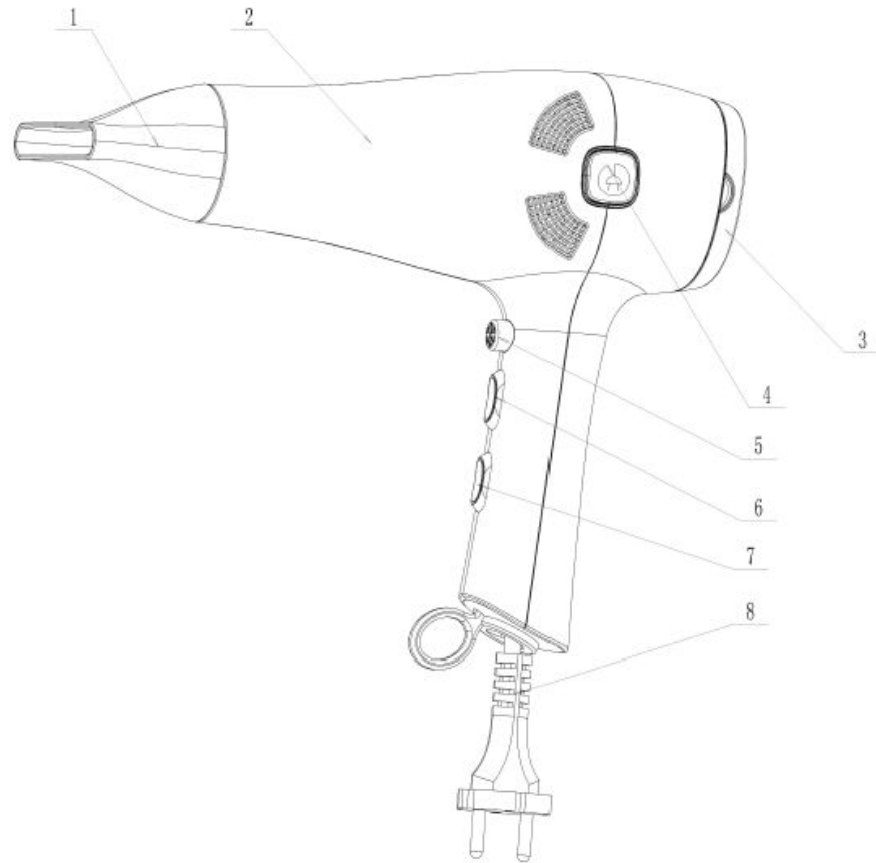
when the appliance is using ,don't jam in wind-in lid, so as towel, clothing.

- Stop the machine and unplug it if you drop it while you dry. Always disconnect between two uses.

## **USE**

- Unroll the power cord completely.
- Check that the tension in force in the country where you are corresponds to that indicated on the apparatus.
- Connect the apparatus in a correct socket-outlet, (and connected to the ground if the unit is Class I), to avoid any danger.
- Disconnect the power source cable before any operation of cleaning of maintenance and accessories assembly.
- Never modify the appliance anyway.
- Depending on your choice, or not to fix the hub.

## LOCATION OF CONTROL



1. Concentrator
2. Housing
3. Removable Air inlet
4. Retractable button
5. Fresh Air Button
6. Temperature Control Switch (B)
7. Speed Control Switch (A)
8. Power Plug

# HOW TO USE YOUR HAIR DRYER

1. Adjust the desired blowing strength:

SWITCH(A)	SWITCH(B)
0	1 ---
1	2 ---
2	3 ----
A0	=OFF

SWITCH(C) (COOL)	
A1+B+C	=GENTLE AIR
A2+B+C	=STRONG AIR

2. Use the high setting for drying hair, and use low setting for styling.
3. Should the hair dryer stop working for any reason, turn it off at once and let it cool down.
4. Always ensure the switch is set to OFF position before plugging the unit in the power outlet.

## ***DANGER-To reduce the risk of electrocution:***

1. Always unplug this appliance immediately after use.
2. Do not use while bathing.
3. Do not place or store this appliance where it can fall or be pulled into a tub or sink.
4. Do not place or drop into water or other liquid.
5. Do not reach for an appliance that has fallen into water. Unplug immediately.

## **CLEANING AND MAINTENANCE**

Before cleaning switch off the appliance

Always disconnect the apparatus and to let it cool before cleaning.

Clean the outside of the apparatus with a sponge or slightly wet linen.

Never plunge the apparatus in water or all other liquid !

Do not use abrasive cleaners, gritting, or metal brush or another cutting object.

Frequently clean our any hair or fluff that becomes stuck in the inlet filter. To clean may result in overheating.

## **STORAGE**

- Ensure the unit is completely cool and dry.
- Do not wrap the cord around the appliance, as this will cause damage.
- Keep the appliance in a cool, dry place.

## GUARANTEE

Before being delivered, all our products are subjected to a rigorous control. This apparatus is guaranteed 24 months starting from the date of purchase.

The documents in proof of guarantee are :

- The invoice and
- The filled and stamped warrantee plate (located on side or bottom of the gift box).

Without these documents in proof, no free replacement, nor no free repair, can be carried out.

During the warranty period, we deal for free, the defects of the apparatus or the accessories, rising from a defect of materials or manufacture by repair or, replacement. The services within the framework of the guarantee do not involve any extension of the warranty period and does not give right to a new guarantee !

In the event of recourse to the guarantee, bring back the complete apparatus to your retailer, in its original packing, accompanied by the proofs of purchase.

The breakage of parts out of glass or plastic is, in all the cases, not warranted.

Defects on the accessories or the wearing parts (for example: coals of engines, hooks, drive belts, remote control of replacement, teeth brushes of replacement, webs etc) as well as cleaning, maintenance or it replacement of wearing parts are not guaranteed and are thus to pay !

In the event of foreign intervention, the guarantee becomes null and void.

After flow of the warranty period, repairs can be carried out, against payment, by a specialized trade or a repair service.

## SPECIFICATIONS

Power supply	220-240V~ 50-60Hz
Power	2000W
Norm	Class II


*The characteristics can change without preliminary preventing*

CAUTION: In order to minimize the risks of electric shock, In the event of breakdown, not to open the case but to call upon a qualified technician for repairs.

This apparatus satisfied EC directives, it was controlled according to all the European current directives, like: electromagnetic compatibility (EMC) and low tension (LVD). This apparatus was designed and manufactured in respect of the last safety regulations and technical specifications.

**Imported by Sotech International  
" LE PERIPOLE " N°C111 à 115  
33, Avenue du Marechal de Lattre de Tassigny  
94120 Fontenay sous bois - France**

The symbol "FLASH" is intended to alert the user to the presence of current within the device. Do not open it, it could constitute a risk of electric shock.



The symbol "QUESTION MARK" warns the user that important operating and maintenance are contained in the record.

