

# ELECTRIC PANINI & GRILL

## INSTRUCTION MANUAL



Dear consumer, Please read these instructions carefully before use in order to avoid damage due to incorrect use and to better understand the functions of this product. Please pay particular attention to the safety guide.

If you pass the device on to a third party, these Operating Instructions must also be handed over.

Please keep them for future references.

## IMPORTANT SAFEGUARDS

- Please read these instructions carefully before use.
- Keep present instructions for future references.
- Check that your mains voltage corresponds to that stated on the appliance.
- Only use the appliance for domestic purposes and household or similar applications such as:
  - staff kitchen areas, in shops, offices and other working environments;
  - by clients in hotels, motels and other residential type environments;
  - Environment type like :
    - Farm Houses • Bed and Breakfast.
- Only use the appliance in the way indicated in these instructions.
- Never use this unit near bathtub, shower, wash-hand basins or other containers with water.
- Never use this apparatus near water projections.
- Never use this apparatus with the wet hands.
- If, unfortunately the apparatus is wet, immediately withdraw the cord of the socket-outlet.
- Inform potential users of these instructions.
- Never leave the appliance unsupervised when in use.
- The appliance must be used only for its intended purpose. No responsibility can be taken for any possible damage caused by incorrect use or improper handling.
- Children and persons with disabilities are not always aware of the danger posed by the use of appliances.
- This device can be used by children aged 8 years and older and adults, with reduced physical, sensory or mental

- capabilities or lack of experience and knowledge, if they have been given supervision or instruction concerning use of the appliance in a safe way and understand the hazards involved.
- Cleaning and user maintenance shall not be made by children unless they are older than 8 and supervised.
  - Keep the appliance and its cord out of reach of children aged less than 8 years of age.
  - This device is not a toy, do not leave children or people with disabilities to play with.
  - In order to ensure your children's safety, please keep all packaging (plastic bags, boxes, polystyrene etc.) out of their reach.
  - Caution ! Do not allow small children to play with the foil :  
**THERE IS A DANGER OF SUFFOCATION !**
  - From time to time check the cord for damages. Never use the appliance if cord or appliance shows any signs of damage.
  - Never immerse the appliance in water or any other liquid for any reason whatsoever.
  - Never place it into the dishwasher.
  - Never use the appliance near hot surfaces.
  - Do not operate the appliance with a damaged cord or plug, or after the appliance has been damaged in any manner.
  - If the supply cord is damaged, it must be replaced by the manufacturer, its service agent or similarly qualified persons in order to avoid a hazard.
  - Disconnect the power source cable before any operation of cleaning of maintenance and accessories assembly.
  - Never use the appliance outside and always place it in a dry environment.

- ❑ Never use accessories, which are not recommended by the producer. They could constitute a danger to the user and risk to damage the appliance.
- ❑ Never use any other connector than the one provided.
- ❑ Never move the appliance by pulling the cord. Make sure the cord cannot get caught in any way.
- ❑ Never wind the cord around the appliance and do not bend it
- ❑ Ensure that the power cord does not come into contact with hot parts of this unit.
- ❑ Make sure the appliance has cooled down before cleaning and storing it.
- ❑ The temperature of accessible surfaces may be very high when the appliance is operating. Never touch these parts, of apparatus, to avoid burning itself.
- ❑ Make sure the appliance never comes into contact with flammable materials, such as curtains, cloth, etc...& the power cord and plug do not come in contact with water.
- ❑ Before cleaning, always unplug the appliance from the power supply and let it cool down.
- ❑ This appliance is not intended to be operated by means of an external timer or separate remote-control system.
- ❑ Always place the unit on a flat surface. Ensure, also, not to cover the device and not to put anything on it.
- ❑ Always remove the plug from the wall socket when the appliance is not in use.
- ❑ When using an extension lead always make sure that the entire cable is unwound from the reel. Use solely CE approved extension leads. Input power must be at least 16A, 250V, 3000W.
- ❑ Incorrect operation and improper use can damage the appliance and cause injury to the user.

- This device, designed for home use, complies with standards relating to this type of product.
- The appliance must be used and rested on a table or flat & stable surface.
- The item must not be left unattended when it is connected to main supply.
- The item is not to be used, if it has been dropped or if there are visible signs of damage or if it is leaking.
- This appliance is only intended for household use.
- Regarding the instruction for cleaning surfaces in contact with food, please refer to the below paragraph “CLEANING AND MAINTENANCE”.

### **SPECIAL WARNING FOR GRILL**

- Charcoal or similar fuels must not be used with this unit.


### **SPECIAL SAFEGUARDS**

Caution : During operation the temperature of the exposed surface may be very hot. Danger of burns !

- Place the unit on a flat and heat-resistant surface. In the case of sensitive surfaces, please, place a heat-resistant board under the pan. Warning: Danger of fire!
- Keep the unit at a safe distance from easily inflammable objects such as furniture, curtains, etc. (30cm).
- Please ensure that the mains lead does not come into contact with the hot sections of the device. Do not touch the hot sections of the device; please use the buttons and handles provided.
- Allow the unit to cool down before you put it away.

## GENERAL INFORMATION

The symbol "OPEN BOOK" means a recommendation to read important things contained in the record.



The symbol "BIN" crossed out, abbreviation WEEE (Waste of Electrical and Electronic Equipment) means that at the end of life, it should not be discarded with household waste, but filed to the sorting of the locality. Waste recovery can help preserve our environment.




The symbol "CE" is the guarantee of compliance with harmonized European standards, voluntary, reflecting the essential requirements into technical specifications. These standards are not mandatory but are guarantees of compliance with essential requirements.



The symbol ROHS (Restriction of use of some Hazardous Substances) on the Environmental Protection, certifies that for each of the five hazardous substances • Lead • Mercury • (hexavalent) chromium • products for protection against flames PBB and PBDE, the peak concentration is equal to or less than 0.1% of the weight of homogeneous material, and 0.01% for the 6th • cadmium.




The symbol "HOT WALL" warns the user that the walls of the unit can become very hot, and to take precautions as required.



The symbol "STEAM" warns the user that steam can escape from the unit and to take all necessary precautions. (Risk of burns)

The symbol "GLASS / FORK" means that the device is compatible and can come into contact with foodstuffs.

The symbol "TRIMAN" indicates that the consumer is invited to dispose the product as part of a separate collection (eg recycling bin, waste, voluntary intake point).



The symbol "CMIM marking" is the guarantee of compliance with the harmonized Moroccan Standards, optional, which translate the essential requirements into technical specifications. These standards are not mandatory but guarantee compliance with the essential requirements.

For more information : <http://www.quefairedemesdechets.fr>

### **FIRST USE**

- Remove any packaging material that may be present.
- Clean the grill plates with a damp sponge or cloth.
- Before using for the first time, use it for 15 minutes to remove the protective film from the heating coil. The presence of smoke is normal.
- Make sure that a sufficient level of ventilation is available.

### **USE**

1. Open the unit by pulling the Handle up.

Note : Since the appliance has a non-stick coated surface, the use of butter or oil is optional.

2. Close the Plates and turn the unit on by plugging it into a standard electrical outlet. Verify that the Power Indicator Light illuminates.
3. **WARNING:** The Cooking Plates and metal surfaces of the unit will become extremely hot when in use. To avoid a burn hazard, wear heat resistant mitts or gloves and touch only the black portion of the Handle.
4. After the unit preheats for approximately five minutes, the Indicator Light will, light off, indicating the product is ready for use.

5. Use the Handle to lift the Upper Plate. Place food on the Lower Plate using wooden or plastic heat-resistant utensils.

**CAUTION:** Do not use metal utensils on this product, as they will scratch and damage the Plates' non-stick coating.

6. Use the Handle to lower and rest the Upper Plate on top of the food.

Note : The cooking time for different foods depends on the type and thickness of the foods.

7. When the food is cooked as desired, lift the Handle to open the unit, then remove the food using the heat-resistant utensils.

Note : If more cooking should be done soon, close the Plates to conserve heat.

8. Repeat Steps 7-9 until all cooking is complete.
9. Turn off the product by unplugging the Power Cord from the electrical outlet.
10. When the unit has completely cooled, clean and dry it.

## **CLEANING AND MAINTENANCE**

Before cleaning, Always : switch off the appliance, disconnect the apparatus and let it cool.

Clean the outside of the apparatus with a sponge or slightly wet linen.

The parts (removable) in contact with food like plate, bowl, forks, Spatula etc. can be washed in hot water with sponge and soft detergent or put in the dishwasher.

Never plunge the apparatus in water or all other liquid !

Do not use abrasive cleaners, gritting, or metal brush or another cutting object.

## **STORAGE**

-Ensure the unit is completely cool and dry.

-Do not wrap the cord around the appliance, as this will cause damage.

-Keep the appliance in a cool, dry place.

## **GUARANTEE**

Before being delivered, all our products are subjected to a rigorous control. This apparatus is guaranteed 24 months starting from the date of purchase by the consumer.

The documents in proof of guarantee are :

- The invoice and
- The filled and stamped warrantee plate (located on side or bottom of the gift box).

Without these documents in proof, no free replacement, nor no free repair, can be carried out.

During the warranty period, we deal for free, the defects of the apparatus or the accessories, rising from a defect of materials or manufacture by repair or, replacement. The services within the framework of the guarantee do not involve any extension of the warranty period and does not give right to a new guarantee !

In the event of recourse to the guarantee, bring back the complete apparatus to your retailer, in its original packing, accompanied by the proofs of purchase.

The breakage of parts out of glass or plastic is, in all the cases, not warranted.

Defects on the accessories or the wearing parts (for example: coals of engines, hooks, drive belts, remote control of replacement, teeth brushes of replacement, webs etc) as well as cleaning, maintenance or it replacement of wearing parts are not guaranteed and are thus to pay !

In the event of foreign intervention, the guarantee becomes null and void.

After flow of the warranty period, repairs can be carried out, against payment, by a specialized trade or a repair service.

## **SPECIFICATIONS**

Power supply      220-240V~ 50/60Hz

Power                750W

Norm                Class I

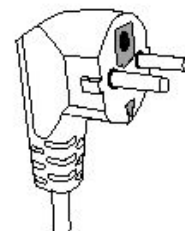
Made in PRC

*The characteristics can change without preliminary preventing*

This unit is equipped with an electrical outlet with earth and must be earthed in an according plug.

Note : In the event of question concerning the earth or electric connection, please consult a qualified personnel.

In the event of short-circuit, earthing reduces the risk of electric shock while making possible the current to be evacuated by the wire of ground.



**CAUTION:** In order to minimize the risks of electric shock, In the event of breakdown, not to open the case but to call upon a qualified technician for repairs.

This device complies with EC directives, it was controlled according to all current European directives, applicable such as: electromagnetic compatibility (EMC) and low voltage (LVD).

This device has been designed and manufactured in compliance with the latest regulations and technical requirements for safety.

**Imported by Sotech International  
" LE PERIPOLE " N°C107  
33, Avenue du Marechal de Lattre de Tassigny  
94120 Fontenay sous bois - France**