

ELECTRIC DEHYDRATOR

Instruction manual



Dear consumer, please read these instructions carefully before use in order to avoid damage due to incorrect use and to better understand the functions of this product. Please pay particular attention to the safety guide.

If you pass the device on to a third party, these Operating Instructions must also be handed over.

Please keep them for future references.

IMPORTANT SAFEGUARDS

- ❑ Please read these instructions carefully before use.
- ❑ Keep present instructions for future references.
- ❑ Check that your mains voltage corresponds to that stated on the appliance.
- ❑ Only use the appliance for domestic purposes and household or similar applications such as:
 - Staff kitchen areas, in shops, offices and other working environments;
 - By clients in hotels, motels and other residential type environments;
 - Environment type like :
 - Farm Houses • Bed and Breakfast.
- ❑ Only use the appliance in the way indicated in these instructions.
- ❑ Never use this unit near bathtub, shower, wash-hand basins or other containers with water.
- ❑ Never use this apparatus near water projections.
- ❑ Never use this apparatus with the wet hands.
- ❑ If, unfortunately the apparatus is wet, immediately withdraw the cord of the socket-outlet.
- ❑ Inform potential users of these instructions.
- ❑ Never leave the appliance unsupervised when in use.
- ❑ The appliance must be used only for its intended purpose. No responsibility can be taken for any possible damage caused by incorrect use or improper handling.
- ❑ Children and persons with disabilities are not always aware of the danger posed by the use of appliances.
- ❑ This appliance can be used by children aged from 8 years and above and persons with reduced physical, sensory or mental capabilities or lack of experience and knowledge if they have been given supervision or instruction concerning

use of the appliance in a safe way and understand the hazards involved.

- Children shall not play with the appliance.
- Cleaning and user maintenance shall not be made by children unless they are older than 8 and supervised.
- Keep the appliance and its cord out of reach of children less than 8 years.
- In order to ensure your children's safety, please keep all packaging (plastic bags, boxes, polystyrene etc.) out of their reach.
- Caution ! Do not allow small children to play with the foil :
THERE IS A DANGER OF SUFFOCATION !
- From time to time check the cord for damages. Never use the appliance if cord or appliance shows any signs of damage.
- Never immerse the appliance in water or any other liquid for any reason whatsoever.
- Never place it into the dishwasher.
- Never use the appliance near hot surfaces.
- Do not operate the appliance with a damaged cord or plug, or after the appliance has been damaged in any manner.
- If the supply cord is damaged, it must be replaced by the manufacturer, its service agent or similarly qualified persons in order to avoid a hazard.
- Disconnect the power source cable before any operation of cleaning of maintenance and accessories assembly.
- Never use the appliance outside and always place it in a dry environment.
- Never use accessories, which are not recommended by the producer. They could constitute a danger to the user and risk to damage the appliance.
- Never use any other connector than the one provided.
- Never move the appliance by pulling the cord. Make sure the cord cannot get caught in any way.


- ❑ Never wind the cord around the appliance and do not bend it
- ❑ Ensure that the power cord does not come into contact with hot parts of this unit.
- ❑ Make sure the appliance has cooled down before cleaning and storing it.
- ❑ The temperature of accessible surfaces may be very high when the appliance is operating. Never touch these parts, of apparatus, to avoid burning itself.
- ❑ Make sure the appliance never comes into contact with flammable materials, such as curtains, cloth, etc...& the power cord and plug do not come in contact with water.
- ❑ Before cleaning, always unplug the appliance from the power supply and let it cool down.
- ❑ This appliance is not intended to be operated by means of an external timer or separate remote-control system.
- ❑ Always place the unit on a flat surface. Ensure, also, not to cover the device and not to put anything on it.
- ❑ Always remove the plug from the wall socket when the appliance is not in use.
- ❑ When using an extension lead always make sure that the entire cable is unwound from the reel. Use solely CE approved extension leads. Input power must be at least 16A, 250V, 3000W.
- ❑ Incorrect operation and improper use can damage the appliance and cause injury to the user.
- ❑ This device, designed for home use, complies with standards relating to this type of product.
- ❑ The appliance must be used and rested on a table or flat & stable surface.
- ❑ The item must not be left unattended when it is connected to main supply.
- ❑ The item is not to be used, if it has been dropped or if there are visible signs of damage or if it is leaking.

- This appliance is only intended for household and indoor use.
- Regarding the instructions for cleaning, thanks to refer to the below paragraph of the manual.

(*) Qualified competent person : after-sales service technician from the manufacturer or importer or any qualified, authorized and competent person to carry out this type of repair.

GENERAL INFORMATION

The symbol "OPEN BOOK" means a recommendation to read important things contained in the record.




The symbol "BIN" crossed out, abbreviation WEEE (Waste of Electrical and Electronic Equipment) means that at the end of life, it should not be discarded with household waste, but filed to the sorting of the locality. Waste recovery can help preserve our environment.



The symbol "CE" is the guarantee of compliance with harmonized European standards, voluntary, reflecting the essential requirements into technical specifications. These standards are not mandatory but are guarantees of compliance with essential requirements.



The symbol "GLASS / FORK" means that the device is compatible and can come into contact with foodstuffs.




The symbol ROHS (Restriction of use of some Hazardous Substances) on the Environmental Protection, certifies that for each of the five hazardous substances • Lead • Mercury • (hexavalent) chromium • products for protection



against flames PBB and PBDE, the peak concentration is equal to or less than 0.1% of the weight of homogeneous material, and 0.01% for the 6th • cadmium.

The symbol "DOUBLE SQUARE" means a double insulated. A basic insulation and supplementary insulation. This device requires no connection to the mass of a protective conductor grounded. The materials are said : double insulation class II.



The symbol "TRIMAN" indicates that the consumer is invited to dispose the product as part of a separate collection (eg recycling bin, waste, voluntary intake point).



For more information : <http://www.quefairedemesdechets.fr>

CLEANING AND MAINTENANCE

- Before cleaning, always switch off the appliance, disconnect the apparatus and let it cool.
- Clean the outside of the appliance with a slightly damp sponge or cloth.
- Parts (removable), in contact with food such as Bowl, Fork, Spatula etc. can be cleaned in hot water with a sponge and washing up liquid or washed in dishwasher.
- Do not use abrasive cleaners, gritting, or metal brush or another cutting object.
- Never plunge the apparatus in water or all other liquid!

FIRST USE

Before first use, carefully remove the device and all accessories.

Clean the exterior and interior of the appliance with a damp sponge or cloth, dry and wipe well.

Place the device on a dry, level surface. Make sure there is enough space to operate the machine properly.

This appliance is used to dry food easily. It can make dried fruits and vegetables, also dry meat, fish, etc.

These dry foods can be stored for a long time and used under the appropriate circumstances.

Note : The device can dry 5 layers because it has 5 trays. Each tray can be used separately.

SELECTION OF FOOD

A. Fruit

Most fruits can be prepared and stored, but the drying time varies depending on the product.

Note : Refer to the table below for more details.

Always select ripe fruit because it contains more natural sugar, while green fruit may taste bitter after it is dehydrated.

Fruit	Processing requirements	Drying time (Hr)	Effect
Apple	Peeled, pith and cut into 6mm thick sheet	5~15	Becomes soft, curved
Banana	Peeled, cut into 3mm sheet	10~36	Brittle
Plum	After one minute into boiled water then half open blisters	5~25	Becomes soft, curved
Grapes	1~2 into boiled water	10~36	Become soft
Lemon	Cut into 6mm thick sheet	5~25	Brittle
Mango	Peeled, cut into 6mm thick sheet	15~24	Becomes soft, curved
Orange	Cut into 6mm sheet	5~15	Becomes soft, curved
Kiwi	Peeled, cut into 6mm thick sheet	10~25	Becomes soft, curved
Pear	Peeled, pith and cut into 6mm thick sheet	8~24	Becomes soft, curved
Pineapple	Peeled, cut into 6mm thick sheet	10~21	Becomes soft, curved

B. Vegetables

The vegetables chosen must be fresh, tender, without deterioration or shock.

Vegetable	Processing requirements	Drying time (Hr)	Effect
Potato	Cut into slices, then cook 5-10 minutes	8~24	Brittle
Broccoli	Peeled, cut into parts, then steaming 3-5 minutes	6~20	Brittle
Carrot	Cook to be soft, shredding or cut into slices	8~14	Brittle

Hot pepper	Do not cut	8~14	Harden
Green onion	shredding	6~10	Brittle
Mushroom	Slicing or whole drying	6~14	Harden

C. Meat / poultry / seafood

Food should always be very fresh.

Note : Do not select foods that have just come out of the refrigerator, this may produce a large amount of water when the food is dehydrated. Once the preparation of the dried meat is complete, it must be sealed and refrigerated.

Kind of food	Processing requirements	Drying time (Hr)	Effect
Pork/Beef	Remove fat, salted	10-24	Without water
Fish	Steaming, cooking or grill	4~16	Without water
Poultry	Steam, cooking or grill	4~16	Without water

USE

1. Place fruits or vegetables cut into pieces on the trays.

Note : Do not overlap the pieces on top of each other.

2. Connect the device

3. Turn the knob clockwise to the desired cooking temperature.

Note : The light comes on and the appliance starts to work.

4. When cooking is finished, set the button to 0 and unplug the appliance.



STORAGE

- Ensure the unit is completely cool and dry.
- Do not wrap the cord around the appliance, as this will cause damage.
- Keep the appliance in a cool, dry place and out of reach from children.

GUARANTEE

Before being delivered, all our products are subjected to a rigorous control. This apparatus is guaranteed 24 months starting from the date of purchase by the consumer.

The documents in proof of guarantee are:

- The invoice and
- The filled and stamped warranty plate (located on side or bottom of the gift box). Without these documents in proof, no free replacement, nor no free repair, can be carried out.

During the warranty period, we deal for free, the defects of the apparatus or the accessories, rising from a defect of materials or manufacture by repair or, replacement. The services within the framework of the guarantee do not involve any extension of the warranty period and does not give right to a new guarantee! In the event of recourse to the guarantee, bring back the complete apparatus to your retailer, in its original packing, accompanied by the proofs of purchase.

The breakage of parts out of glass or plastic is, in all the cases, not warranted. Defects on the accessories or the wearing parts (for example: coils of engines, hooks, drive belts, remote control of replacement, teeth brushes of replacement, webs etc) as well as cleaning, maintenance or it replacement of wearing parts are not guaranteed and are thus to pay!

In the event of foreign intervention, the guarantee becomes null and void.

After flow of the warranty period, repairs can be carried out, against payment, by a specialized trade or a repair service.

SPECIFICATIONS

Power supply	220-240V~ 50/60Hz
Power	500W
Classification	Class II

Made in PRC

The characteristics can change without prior notice.

CAUTION: In order to minimize the risks of electric shock, In the event of breakdown, not to open the case but to call upon a qualified technician for repairs.

This device complies with EC directives, it was controlled according to all current European directives, applicable such as: electromagnetic compatibility (EMC) and low voltage (LVD).

This device has been designed and manufactured in compliance with the latest regulations and technical requirements for safety.

**Imported by Sotech International
" LE PERIPOLE " N°A-107
33, Avenue du Marechal de Lattre de Tassigny
94120 Fontenay sous-bois – France**